

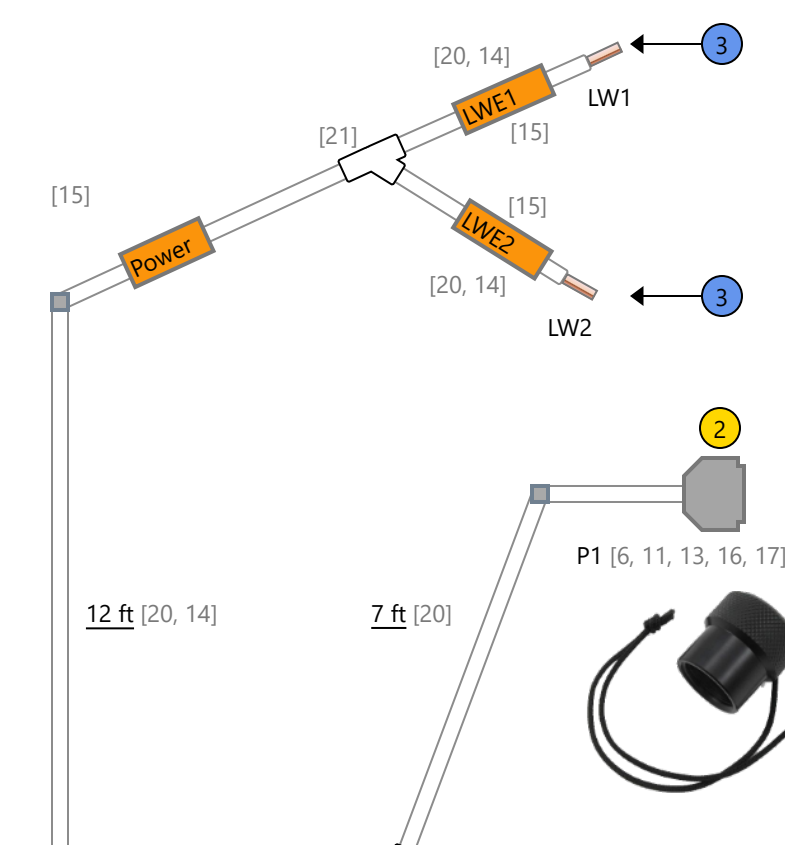
Bill of Materials

Id	Type	Part Number	Description	Quantity
1	Backshell	Generic Straight Backshell	Generic Backshell	1
2	Boot	Generic Boot	Generic Boot	1
3	Cable	C-888a-2x2s	Generic Cable	≥ 14.5 ft
4	Connector	2 Cavity	Generic Connector	1
5	Connector	MIL-STD-1560C 11-35	MIL-STD-1560C Connector With 13 Cavities	1
6	Connector	MIL-STD-1560C 13-35	MIL-STD-1560C Connector With 22 Cavities	1
7	Connector	DT04-3P	TE Connectivity - Deutsch DT Series Connector	1
8	Contact	24 AWG Socket Solder	Generic Contact	4
9	Contact - Pin	18 AWG Pin	Generic Contact	1
10	Contact - Socket	22-20 AWG Pin Crimp	Generic Contact	13
11	Dust Cap	DX-70901	DGX Threaded Dust Cap for DIN Regulator, Delrin	1
12	Grommet	LS-58x	Firewall Harness Grommet	2
13	Heat Shrink	Generic Heat Shrink	Generic Heat Shrink	1
14	Heat Shrink	HS-14021P	1.5 x 100mm Red	≥ 24 ft
15	Label	S-404, 0.25"	0.25" diameter orange label	3
16	Lock	Generic Lock	Generic Lock	1
17	Plastic Cap	P-CAP-13	Plastic Protective Cap	1
18	Quick Connect Terminal	22-20 AWG Blue Female	Generic Quick Connect Terminal	1
19	Quick Connect Terminal	22-20 AWG Orange Male	Generic Quick Connect Terminal	1
20	Sleeving	1" Black Sleeving	Generic Sleeving - Fiberglass, Braided	≥ 45.38 ft
21	Transition Boot	Generic 3-Leg Transition Boot	Generic Transition Boot	3
22	Transition Boot	Generic 4-Leg Transition Boot	Generic Transition Boot	2
23	Wire	UL1007 20 AWG Blue	UL 1007 rated 20 AWG Blue PVC Hook-up wire	17.13 ft
24	Wire	UL1007 20 AWG Green	UL 1007 rated 20 AWG Green PVC Hook-up wire	17.13 ft
25	Wire	UL1007 20 AWG Orange	UL 1007 rated 20 AWG Orange PVC Hook-up wire	17.13 ft
26	Wire	UL1007 20 AWG Red	UL 1007 rated 20 AWG Red PVC Hook-up wire	17.13 ft
27	Wire	UL1061 24 AWG Blue	UL 1061 rated 24 AWG Blue SR-PVC Hook-up wire	≥ 19.13 ft
28	Zip Tie	L-7-50-0-C	Cable Tie 50lb 7' UV Resistant Black All-Nylon	As-needed every 6"
29	Resistor	R001	100ohm	1
30	Diode	D001	B	1
31	Wire	UL1061 20 AWG Black	UL 1061 rated 20 AWG Black SR-PVC Hook-up wire	

Coverings	
Id	Assembly
[20, 14]	
[20]	

Revisions			
Rev.	Date	Author	Description
A1	8/15/17	B. Hopkins	Initial Release
A2	9/25/17	B. Hopkins	Updated BOM Add Transition Boots to junctions

Notes	
1	Build per spec MC-A-230
2	Perform full continuity checks before connector close out
3	Terminated in final assembly

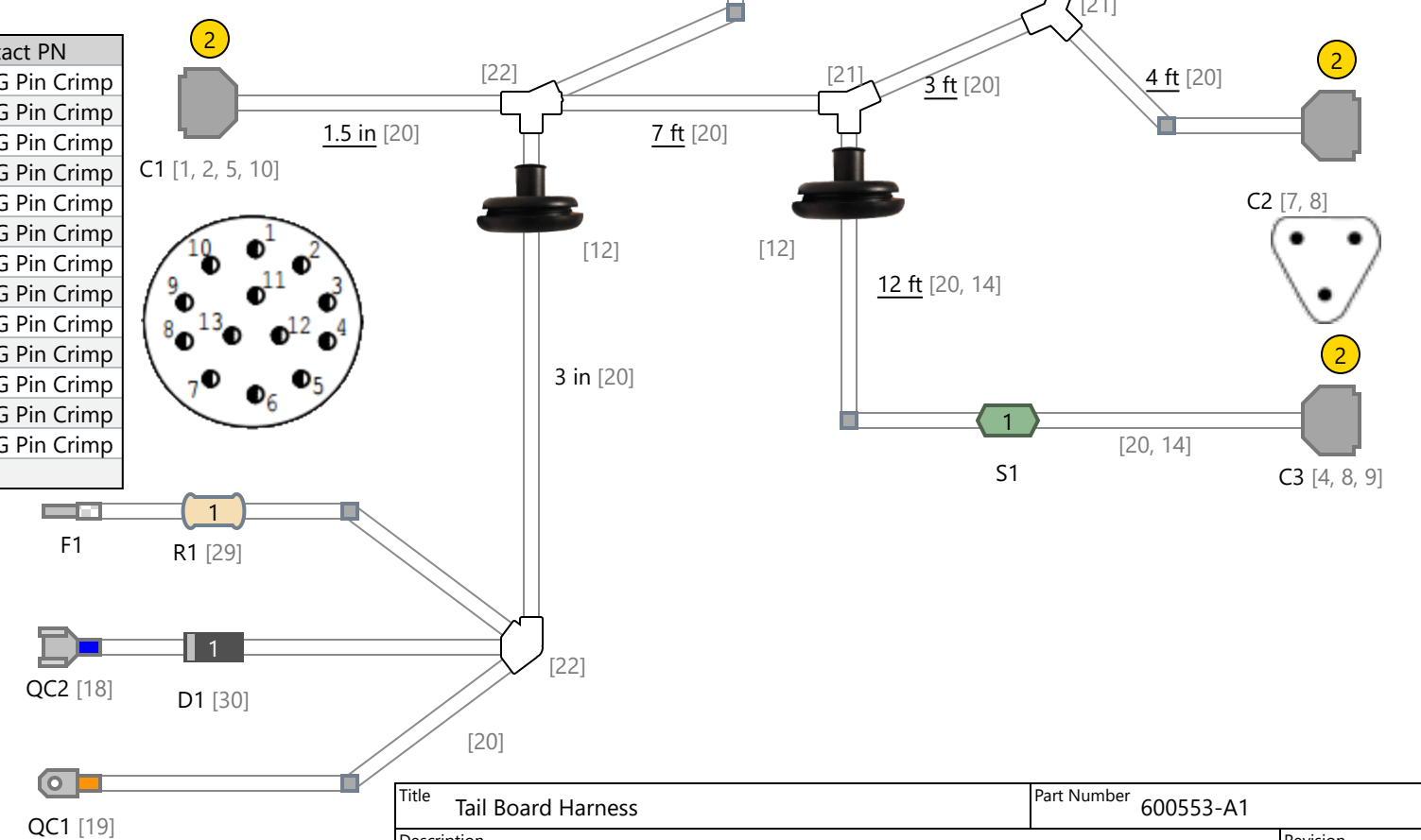


P1					
Cavity	To	Conductor	Color	Gauge	From Contact PN
1	C1.1	Wire1.Red		20 AWG	
2	C1.2	Wire2.Orange		20 AWG	
3	C1.3	Wire3.Green		20 AWG	
4	C1.4	Wire4.Blue		20 AWG	

C1					
Cavity	To	Conductor	Color	Gauge	From Contact PN
1	P1.1	Wire1.Red		20 AWG	22-20 AWG Pin Crimp
2	P1.2	Wire2.Orange		20 AWG	22-20 AWG Pin Crimp
3	P1.3	Wire3.Green		20 AWG	22-20 AWG Pin Crimp
4	P1.4	Wire4.Blue		20 AWG	22-20 AWG Pin Crimp
5	C2.1	Cable1.Black		24 AWG	22-20 AWG Pin Crimp
6	C2.2	Cable1.Brown		24 AWG	22-20 AWG Pin Crimp
7	C2.3	Cable1.Red		24 AWG	22-20 AWG Pin Crimp
8	S1	Wire5.Blue		24 AWG	22-20 AWG Pin Crimp
9	R1.POS	Cable2.Black		24 AWG	22-20 AWG Pin Crimp
10	QC1	Cable2.Brown		24 AWG	22-20 AWG Pin Crimp
11	D1.POS	Cable2.Red		24 AWG	22-20 AWG Pin Crimp
12	LW1				22-20 AWG Pin Crimp
13	LW2				22-20 AWG Pin Crimp
Housing	C2.N/C	Cable1.Drainwire			

C2					
Cavity	To	Conductor	Color	Gauge	From Contact PN
1	C1.5	Cable1.Black		24 AWG	24 AWG Socket Solder
2	C1.6	Cable1.Brown		24 AWG	24 AWG Socket Solder
3	C1.7	Cable1.Red		24 AWG	24 AWG Socket Solder
N/C	C1.Housing	Cable1.Drainwire			

C3					
Cavity	To	Conductor	Color	Gauge	From Contact PN
1	S1	Wire6.Blue		24 AWG	24 AWG Socket Solder
2	S1	Wire7.Blue		24 AWG	18 AWG Pin



From	To	Conductor	Color	Gauge
D1.NEG	QC2	Wire8.Black		20 AWG
D1.POS	C1.11	Cable2.Red		24 AWG
F1	R1.NEG	Wire9.Black		20 AWG
QC1	C1.10	Cable2.Brown		24 AWG
QC2	D1.NEG	Wire8.Black		20 AWG
R1.NEG	F1	Wire9.Black		20 AWG
R1.POS	C1.9	Cable2.Black		24 AWG

Title	Tail Board Harness	Part Number	600553-A1	Revision	A2
Description	Demo Harness				

Name	Date
Drawn By	B. Hopkins 2/17/17
Eng Approved	----
Mfg Approved	----
QA	----

This document contains confidential and proprietary information that cannot be reproduced or divulged, in whole or in part, without written authorization.












Title:	----
Part Number:	600553-A1
Description:	Demo Harness

Id	Type	Manufacturer	Part Number	Description	Quantity
1	Backshell		Generic Straight Backshell	Generic Backshell	1
2	Boot		Generic Boot	Generic Boot	1
3	Cable		C-888a-2x2s	Generic Cable	≥ 14.5 ft
4	Connector		2 Cavity	Generic Connector	1
5	Connector		MIL-STD-1560C 11-35	MIL-STD-1560C Connector With 13 Cavities	1
6	Connector		MIL-STD-1560C 13-35	MIL-STD-1560C Connector With 22 Cavities	1
7	Connector	TE Connectivity - Deutsch	DT04-3P	TE Connectivity - Deutsch DT Series Connector	1
8	Contact		24 AWG Socket Solder	Generic Contact	4
9	Contact - Pin		18 AWG Pin	Generic Contact	1
10	Contact - Socket		22-20 AWG Pin Crimp	Generic Contact	13
11	Dust Cap	DGE	DX-70901	DGX Threaded Dust Cap for DIN Regulator, Delrin	1
12	Grommet	S. Tech	LS-58x	Firewall Harness Grommet	2
13	Heat Shrink		Generic Heat Shrink	Generic Heat Shrink	1
14	Heat Shrink		HS-14021P	1.5 x 100mm Red	≥ 24 ft
15	Label		S-404, 0.25"	0.25" diameter orange label	3
16	Lock		Generic Lock	Generic Lock	1
17	Plastic Cap		P-CAP-13	Plastic Protective Cap	1
18	Quick Connect Terminal		22-20 AWG Blue Female	Generic Quick Connect Terminal	1
19	Quick Connect Terminal		22-20 AWG Orange Male	Generic Quick Connect Terminal	1
20	Sleeving	MF1	1" Black Sleeving	Generic Sleeving - Fiberglass, Braided	≥ 45.38 ft
21	Transition Boot		Generic 3-Leg Transition Boot	Generic Transition Boot	3
22	Transition Boot		Generic 4-Leg Transition Boot	Generic Transition Boot	2
23	Wire		UL1007 20 AWG Blue	UL 1007 rated 20 AWG Blue PVC Hook-up wire	17.13 ft
24	Wire		UL1007 20 AWG Green	UL 1007 rated 20 AWG Green PVC Hook-up wire	17.13 ft
25	Wire		UL1007 20 AWG Orange	UL 1007 rated 20 AWG Orange PVC Hook-up wire	17.13 ft
26	Wire		UL1007 20 AWG Red	UL 1007 rated 20 AWG Red PVC Hook-up wire	17.13 ft
27	Wire		UL1061 24 AWG Blue	UL 1061 rated 24 AWG Blue SR-PVC Hook-up wire	≥ 19.13 ft
28	Zip Tie	Thomas & Betts	L-7-50-0-C	Cable Tie 50lb 7' UV Resistant Black All-Nylon	As-needed every 6"
29	Resistor	D	R001	100ohm	1
30	Diode	A	D001	B	1
31	Wire		UL1061 20 AWG Black	UL 1061 rated 20 AWG Black SR-PVC Hook-up wire	

Title:	Tail Board Harness, Rev C
Part Number:	600553-A1
Description:	Demo Harness

From	To	Conductor	Conductor PN	Twist With	Gauge	Length	From Contact PN	Notes
C1.1	P1.1	 Wire1.Red	UL1007 20 AWG Red	Wire2	20 AWG	17.13 ft	22-20 AWG Pin Crimp	HV System
C1.2	P1.2	 Wire2.Orange	UL1007 20 AWG Orange	Wire1	20 AWG	17.13 ft	22-20 AWG Pin Crimp	HV System
C1.3	P1.3	 Wire3.Green	UL1007 20 AWG Green	Wire4	20 AWG	17.13 ft	22-20 AWG Pin Crimp	
C1.4	P1.4	 Wire4.Blue	UL1007 20 AWG Blue	Wire3	20 AWG	17.13 ft	22-20 AWG Pin Crimp	
C1.5	C2.1	 Cable1.Black	C-888a-2x2s		24 AWG	14.13 ft	22-20 AWG Pin Crimp	
C1.6	C2.2	 Cable1.Brown	C-888a-2x2s		24 AWG	14.13 ft	22-20 AWG Pin Crimp	
C1.7	C2.3	 Cable1.Red	C-888a-2x2s		24 AWG	14.13 ft	22-20 AWG Pin Crimp	
C1.8	S1	 Wire5.Blue	UL1061 24 AWG Blue		24 AWG	19.13 ft	22-20 AWG Pin Crimp	
C1.9	R1.POS	 Cable2.Black	C-888a-2x2s		24 AWG	≥ 4.5 in	22-20 AWG Pin Crimp	
C1.10	QC1	 Cable2.Brown	C-888a-2x2s		24 AWG	≥ 4.5 in	22-20 AWG Pin Crimp	
C1.11	D1.POS	 Cable2.Red	C-888a-2x2s		24 AWG	≥ 4.5 in	22-20 AWG Pin Crimp	
C1.12	LW1					≥ 145.5 in	22-20 AWG Pin Crimp	
C1.13	LW2					≥ 145.5 in	22-20 AWG Pin Crimp	
C1.Housing	C2.N/C	 Cable1.Drainwire	C-888a-2x2s			14.13 ft		
D1.NEG	QC2	 Wire8.Black	UL1061 20 AWG Black		20 AWG			
R1.NEG	F1	 Wire9.Black	UL1061 20 AWG Black		20 AWG			
S1	C3.1	 Wire6.Blue	UL1061 24 AWG Blue		24 AWG			
S1	C3.2	 Wire7.Blue	UL1061 24 AWG Blue		24 AWG			

Title:	Tail Board Harness, Rev C
Part Number:	600553-A1
Description:	Demo Harness

#	Type	Reference Designator	Manufacturer	Part Number	Color	Gauge	Length	Twisted With
1	Cable	Cable1		C-888a-2x2s	 White-Pink		14.13 ft	
2	Cable	Cable2		C-888a-2x2s	 White-Pink		≥ 4.5 in	
3	Wire	Wire1		UL1007 20 AWG Red	 Red	20 AWG	17.13 ft	Wire2
4	Wire	Wire2		UL1007 20 AWG Orange	 Orange	20 AWG	17.13 ft	Wire1
5	Wire	Wire3		UL1007 20 AWG Green	 Green	20 AWG	17.13 ft	Wire4
6	Wire	Wire4		UL1007 20 AWG Blue	 Blue	20 AWG	17.13 ft	Wire3
7	Wire	Wire5		UL1061 24 AWG Blue	 Blue	24 AWG	19.13 ft	
8	Wire	Wire6		UL1061 24 AWG Blue	 Blue	24 AWG		
9	Wire	Wire7		UL1061 24 AWG Blue	 Blue	24 AWG		
10	Wire	Wire8		UL1061 20 AWG Black	 Black	20 AWG		
11	Wire	Wire9		UL1061 20 AWG Black	 Black	20 AWG		
12		C1.12 - LW1					≥ 145.5 in	
13		C1.13 - LW2					≥ 145.5 in	

Title:	Tail Board Harness, Rev C
Part Number:	600553-A1
Description:	Demo Harness

#	Manufacturer	Part Number	Description	Label Text
1		S-404, 0.25"	0.25" diameter orange label	LWE1
2		S-404, 0.25"	0.25" diameter orange label	Power
3		S-404, 0.25"	0.25" diameter orange label	LWE2